

AUCTION

TIMED ONLINE

Farm Retirement

OPENS: Wednesday, February 23
CLOSES: WEDNESDAY, MARCH 2 | 7PM CST 2022

6667 103rd Ave SE, LaMoure, ND 58458. From LaMoure, ND 5 miles north on County Road 61, 2 miles east on 67th St SE, 0.3 miles north on 103rd Ave SE.

PREVIEW: February 9 - March 2, on Monday-Friday from 9:00AM-5:00PM or by appointment. Contact Darrell, 701.320.6278.
LOADOUT: All items to be removed within two weeks of auction.

TRACK TRACTOR

2011 Case-IH 450, Quadtrac, heated leather seats, 6 hyd., powershift, return flow, power beyond, LH reverser, 1000 PTO, diff lock, high flow pump, integrated auto steer, Nav II controller w/receiver, Pro 700 display, power mirrors, HID lighting, clear view idlers, tow cable, Continental Trackman 32" tracks, 4,517 hrs., single owner, S/NZBF128266

MFWD & 2WD TRACTORS

2016 John Deere 7250R, MFWD, IVT, premium cab & heated leather, buddy seat, 4 hyd., return flow, 3 pt., quick hitch, 540/1000/large 1000 PTO's, integrated auto steer, 10" armrest display, refrigerator, carpet floor liner, full front suitcase weight set, rear hub weights, front fenders, 380/85R34 front tires, 480/80R50 rear duals, 1,450 hrs., S/N1RW7250RFD089088
 2011 John Deere 8335R, MFWD, IVT, ILS, premium leather heated seats, 4 hyd., power beyond, return flow, 3 pt., quick hitch, large 1000 PTO, integrated auto steer, 7" armrest display, full front suitcase weights, fenders, hub weights, Goodyear 480/70R34 front duals, Goodyear 520/85R46 rear duals, 2,576 hrs., S/N1RW8335RKBDD045766
 1978 John Deere 4240, powershift, 3 hyd., 3 pt., 540/1000 PTO, hub weights, 10.00-16 front tires, 18.4-38 rear duals, 6,727 hrs., S/N4240P004730R

GPS EQUIPMENT

John Deere StarFire 6000 receiver, SF1, SF2 ready, RTK, S/N914326
 John Deere StarFire 3000 receiver, SF1, SF2 ready, RTK, S/N314611
 John Deere 2630 display, 3,531 hrs., S/N305025

COMBINES

2013 Case-IH 8230, 2WD, axial flow, premium leather heated seats, deluxe controls, lateral tilting feeder house, rock trap, Pro 700 display, integrated auto steer, ext. unloading auger, hyd. spout, fine cut chopper, dual chaff spreader, hopper ext., rear hitch, mud scrapers, wheat/corn/soybeans, 620/70R42 front duals, 750/65R26 rear tires, 1,687 sep. hrs., 2,231 engine hrs., S/NYD6220191
 2011 John Deere 9770, 2WD, STS, buddy seat, Contour-Master, AH, DAS, rock trap, reverser, variable spd. feeder house, Command Center, integrated auto steer, armrest display, high cap. unloading auger, Big Top hopper ext., fine cut chopper, 520/85R42 front duals, 600/65R28 rear tires, 1,040 sep. hrs., 1,453 engine hrs., S/N1H09770SCB0743122

HEADS & HEADER TRAILERS

2019 Geringhoff Horizon Elite XL 1200B chopping corn head, 12x22", AH, Headsight Horizon, RowSense, hyd. deck plates, Geringhoff corn reel, (4) head height sensors, poly snouts, Case-IH Flagship hookups, S/N1041902371222B
 2015 MacDon FD750 flex draper, 40', hyd. fore/aft, finger reel, dual sickle drive, flex float, CWS air bar, Flagship Case-IH hookups, self-transport, S/N281652
 2011 John Deere 635F HydraFlex flex head, 35", AH, hyd. fore/aft, finger reel, full finger auger, CWS air bar, crop dividers, poly lined floor, single pt. hookup, S/NH00635FCB0740731
 Unverferth AWS-42 header trailer, 42', 4-wheel steer, adj. height, S/NA58190366
 Shop-built single axle header trailer, 21'

GRAIN CART & GRAVITY WAGONS

Parker 1348 grain cart, 22' folding auger, large 1000 PTO, hyd. spout, roll tarp, scale, 520/85R42 tires, New lightning
 J&M 750 gravity wagon, twin compartment, roll tarp, hyd. disc brakes, sight glass, lights, 425/65R22.5 tires, S/N1331
 Killbros 375 gravity wagon, single compartment

PLANTERS

2018 Case-IH 2160 Early Riser Rowtrac planter, 36x22", Precision electric drive meters, individual row shut-off, hyd. down pressure, liquid in-turrow, 550 gal. poly tank, hyd. pump, 2" rear liquid fill, Digi-Star built-in scale, Clean Sweep pneumatic trash whippers, pneumatic closing discs, corn & soybean plates, steering tracks, 18" Continental tracks, S/NYKS080554
 IHC 500 Cyclo planter, 12x22", 2 pt., ground drive, twin hoppers, lift assist, folding markers, corn/soybean/sunflower drums
 Antique IH 2" row corn planter, repainted

AIR SEEDER

2013 John Deere 1890 air seeder, 42', 7-1/2" spacing, full run monitors, w/John Deere 1910 tow-behind commodity cart, 270 bu., ground drive, loading hyd. conveyor, green & black rollers, seeder S/N1A81890CPDF750520, cart S/N1A81910HECC750314

SEED TENDER

Unverferth 3750XL seed tender, twin compartment, unloading conveyor, less spill spout, roll tarp, wireless remote, scale, no fertilizer, Honda GX390 gas engine, sight glass, 235/85R16 tires, on tri-axle gooseneck trailer w/spring ride, S/ND57990101

TILLAGE EQUIPMENT

Salford 570RTS vertical tillage, 41', wave discs, rolling baskets, weight kit, walking tandems, 3-bar harrow, S/N102675
 Moulson rock roller, 42', 3-section
 Case-IH Tiger-Mate II field cultivator, 50', 6" spacing, 5-section fold, John Deere knock-on sweeps, walking tandems across, 4-bar harrow, S/NJFH0009129
 Brillion Zone Commander ripper, front caddy, 8 shank, 30" spacing, 3 pt., dual spring shanks, front coulter discs, leveling discs, rolling baskets
 John Deere 2410 chisel plow, 41', 12" spacing, single pt. depth, walking tandems across, Summers 3-bar harrow, S/NN02410X008513
 John Deere 610 chisel plow, 41', 12" spacing, walking tandems, rear hitch, 3-bar harrow, S/NN00610X006499
 Landoll 6230 tandem disc, 33', 9" spacing, 3-section fold, hyd. tilt, rock cushion gangs, single pt. depth, walking tandems across, mud scrapers, S/N62C1303797
 Herman culti-harrow, 98', missing some sections
 Phoenix H17 rotary harrow, 52', auto fold, adj. angle, S/NH17F200
 IHC 800 auto plow, 11x18", S/N1050000U002419
 John Deere ripper, 1 shank

SPRAYERS, SPREADER & SPRAY TRAILER

2008 Case-IH Patriot 3320 self-propelled sprayer, 100' boom, 20" spacing, AIMCommand, 1,000 gal. SS tank, auto boom height, 6-section shut-off, SS inductor tank, 3" fill, hyd. tread adj., Trimble FM-1000 monitor, integrated auto steer, section control, RTK, foam markers, fence row attachment, fenders, 380/85R46 tires w/rear duals, 2,227 engine hrs., S/NY8T022847
 FS sprayer, side-by-side bed mount, 10' boom, 20" spacing, 50 gal. poly tank, Honda GX120 gas engine, hose reel w/hand wand
 Chandler Equipment hyd. pull-type spreader, dual SS spinners, 12 ton SS box, hyd. bed canvas, roll tarp, scale, John Deere GreenStar rate controller, walking tandems, 700/50R22.5 tires, S/N24552
 Military tandem axle step deck/water trailer, spring ride, wood deck, folding ramps, 1,600 gal. cone bottom tank, 2,000 gal. cone bottom tank, 13 hp. 3" gas pump, 2" plumbing, (4) mix cones, 8.25-15 tires on steel rims

WHEEL LOADER

Case 521DXT wheel loader, CAH, 4 spd., aux. hyd., ACS quick tach system, steering wheel, hyd. levers, 5' forks, equipment mover, grapple bucket, 17.5-25L 12-ply tires, 5,404 hrs., S/NJEE0133158

SKID STEER LOADER & ATTACHMENT

New Holland LS160 skid steer wheel loader, foot controls, aux. hyd., manual pin locks, forks, (2) buckets, 10-16.5 tires, 2,565 hrs., S/N157641
 Top Dog Attachments 7759 grapple rock bucket, quick tach, hyd. grapple

SEMI TRACTOR & TRUCKS

2002 Freightliner Century Class SH tandem axle, C12 Cat, Freightliner 10 spd., engine brake, air ride, fixed 5th, cruise, diff lock, wet kit, power windows/mirrors, front & rear traction control, full fenders, 12,000 lb. front, 40,000 lb. rear, 900,000 miles
 1974 GMC 6500 tag tandem axle, 366 V8 gas, 5&2 spd., spring ride, 19-1/2" Frontier box, roll tarp, box ext., 11R22.5 tires on steel rims, 88,420 miles
 1968 Chevrolet C50 single axle, 325 gas, 4&2 spd., spring ride, 15' Westgo box, 8.25-20 tires on steel rims, 46,386 miles, New brakes & exhaust

PICKUP

2011 Chevrolet 2500HD, LT, reg. cab, long box, Vortec 6.0L gas V8, automatic, 4WD, cloth, power windows/mirrors, ext. tow mirrors, brake controller, running boards, B&W 5th wheel ball, 245/75R17 tires, 34,308 miles

HOPPER BOTTOMS & OTHER TRAILERS

2008 Jet tandem axle aluminum hopper bottom, 42'x96'x68", spring ride, electric roll tarp, hurricane straps, sight glass, 11R24.5 tires on steel rims
 2003 Magnum Mfg. tandem axle hopper bottom conveyor trailer, spring ride, rear conveyor, side conveyor controls, roll tarp, sight glass, 40,000 lb. rear, 11R24.5 tires on steel rims, w/hyd. conveyor system for hopper bottom, 24" belt, goes on trailer
 2013 Load Max tandem axle gooseneck trailer, 36'x102", beavertail, wood deck, folding ramps, 12,000 lb. axles, 235/85R16 tires
 ABU tandem axle bumper hitch trailer, 20'x82", spring ride, wood deck, folding ramps, 2-5/16" ball, 7,000 lb. axles, 235/80R16 tires

HOPPER BINS

(3) Stor-King hopper bins: (2) 3,500 bu., 18" fan opening, poke hole, side ladder, sight glass, S/N4774, S/N4364, (1) 2,500 bu., S/N24723

GRAIN HANDLING EQUIPMENT

Kwik Kleen 772 grain cleaner, 7-tube, folding unloading auger, 7-1/2 hp. electric 1 phase motor, (3) sets of screens, S/N208
 Convey-All 1035 conveyor, 35'x10", 540 PTO, low pro hopper, S/N304076559
 Westfield MK130-81 Plus unloading auger, 81'x10", 540 PTO, electric hopper walker, hyd. lift, S/N178431
 Wheatheart GHR100-71 loadout auger, 71'x10", 540 PTO, hyd. lift, S/NWH7208
 Westfield W100-51 loadout auger, 51'x10", 540 PTO, S/N35611
 Westfield J210-36 loadout auger, 36'x10", 540 PTO, S/N134473
 Westfield J208-31 loadout auger, 31'x8", less spill spout, Kohler Magnum 16 hp. gas engine, S/N13852
 Jump auger, 8', 5 hp. electric 1 phase motor

ROCKPICKERS

Leon D60 rockpicker, 5' scoop, 11L-15SL tires, S/N318106
 United Farm Tools 570 rockpicker, scoop w/chain, 11L-15 tires, S/N6416

SCRAPER, BLADES & GRADER

Ashland 80D pull-type scraper, 8 yd., tilt dump, 10.00-20 tires, S/N13622
 Degelman Strongbox 1438 blade, 14', loader bucket mount, S/NDSB1893
 Blade, 8', 3 pt., manual swivel
 FHM grader, 3 pt., twin diagonal blades, manual tilt, S/N10137

OTHER EQUIPMENT

Eagle Ditcher 4A rotary ditcher, dual side discharge, 11L-15 tires, S/NBW131039
 2009 John Deere CX15 batwing mower, 15', 1000 PTO, air ride bags, safety chains, aircraft tires, S/NWOCX15F007193
 CountryLine brush mower, 6', 3 pt., 540 PTO, airless rear wheel
 Farm King 960 snowblower, 96", 3 pt., hyd. swivel, 2-stage, twin auger, 540 PTO, S/N704059
 4-wheel drill transport, 45', hyd. lift PTO generator, on trailer

COLLECTIBLE TRACTORS & EQUIPMENT

1974 Ford 1710, 3 pt., 540 PTO, 1,702 hrs.
 1960 Oliver 770, 6 spd., 1 hyd., 540 PTO, 6.50-16 front tires, 15.5-38 rear tires, 6,085 hrs., S/N178599035
 Sears Roebuck Bradley antique potato lifter

LAWN/GARDEN

John Deere 1420 lawn tractor, gas, ROPS, 72" 7-iron commercial front mulcher deck, 1,816 hrs.
 John Deere 316 lawn tractor, gas, 48" deck, 44" rotary tiller, 1,625 hrs., S/N0316G088536

WATER CADDIES & TANKS






Water caddy, 1,000 gal. poly tank, 15 gal. inductor tank, Briggs 5-1/2 hp. gas engine, on running gear
 SS water caddy, 1,000 gal. SS tank, ground drive pump, agitator, HD running gear, 16.5L-16.1 tires
 5,000 gal. poly tank
 Fargo Tank 500 gal. fuel tank, Fill-Rite 12v pump, hose, handle
 O'Day 1,000 gal. fuel tank

TIRES

(4) BF Goodrich 16.9-38 tires on 9-bolt rims
 (4) Goodyear Dyna Torque II 18.4-38 tires

PARTS, SHOP EQUIPMENT & FARM SUPPORT ITEMS

Shop-built gearbox, 3 pt., 540 PTO
 Misc. parts
 Carolina CBP1200 shop press, 50 ton, S/N7973
 Peter Wright anvil
 Shop bench
 Misc. shop equipment & tools
 Aaladin hot water pressure washer, diesel



Darrell & Linda Bassen
Darrell, 701.320.6278

or Justin Ruth at Steffes Group, 701.237.9173 or 701.630.5583

701.237.9173 | SteffesGroup.com
 Steffes Group, Inc., 2000 Main Avenue East, West Fargo, ND 58078

TERMS: All items sold as is where is. Payment of cash or check must be made sale day before removal of items. Statements made auction day take precedence over all advertising. \$35 documentation fee applies to all titled vehicles. Titles will be mailed. Canadian buyers need a bank letter of credit to facilitate border transfer. Scott Steffes ND61, MN14-51, Brad Olsad ND319, MN14-70, Max Steffes ND999, MN14-031, Justin Ruth ND219 MN14-041

